




BIGNEAT  
A CARON  
COMPANY



# Powder Handling/ Weighing Stations

For protecting the operator from hazardous airborne particulates and powders



**F3-XIT**  
Small footprint  
weighing cabinets



**XIT Plus**  
Larger cabinets, with  
more features



**EXCEL Plus**  
For more demanding  
weighing applications,  
turbulent free air flow



**EXCEL Plus Safechange**  
Cabinets for the most  
hazardous powders

Energy efficient fan system incorporating H14 or U15 particulate filtration

COMPREHENSIVE WARRANTY NOW UP TO 7 YEARS



BIGNEAT  
A CARON  
COMPANY

t: +44 (0)23 92 266400

e: [info@bigneat.com](mailto:info@bigneat.com)

w: [www.bigneat.com](http://www.bigneat.com)

## BIGNEAT IS AN INNOVATOR IN THE DESIGN OF LABORATORY SAFETY CABINETS FOR OPERATOR AND SAMPLE/PROCESS PROTECTION


Powder cabinets (otherwise called stations, workstations or enclosures) utilise HEPA filtration technology and protect the operator from particles whilst weighing and handling powders.

### XIT WEIGHING STATIONS

These cabinets have a very small footprint and excellent all-round vision. Cabinets have hinged access flap (F3-XIT-D) or corner tear drops (F3-XIT-S).

**Optional extra:** Base tray – manufactured from black PVC.

*NB: Black is ideal for highlighting powder spillages.*



#### FEATURES - XIT PLUS

- Quiet operation
- Suited to weighing with a Precision Balance to 3 decimal places\*
- Services access port in rear panel
- Fan is pre-set between 0.3 and 0.5m/s depending on application

Model	External dims mm (WxDxH)	Internal dims mm (WxDxH)	Sound levels	Face Air Velocity	Access Aperture mm
F3-XIT-S	440 x 600 x 650	415 x 575 x 455	<50dBA	0.3m/s – 0.5 m/s	n/a
F3-XIT-D	600 x 520 x 650	579 x 506 x 455	<50dBA	0.3m/s – 0.5 m/s	529 x 165

Cabinets available for power supply: 230VAC, 50Hz, 3Amp, 1Ø and 110VAC, 60Hz, 3Amp, 1Ø.  
Filtration in this cabinet: Pre-filter and HEPA filter

### XIT PLUS WEIGHING STATIONS

This cabinet unobstructed 360° all-round view and has trapezium shaped front access (285mm height) with double hinged doors for easy access to cabinet interior.

A services access port is provided in each side panel.

Cabinet can be placed onto an existing work surface or supplied on a supporting stand. Black base tray is manufactured from PVC.

**Optional extra:** LED - low energy lighting. Hour counter. Upgrade to HPL base tray. Carbon filtration. Support stand.

*NB: Black is ideal for highlighting powder spillages.*



XIT Plus on optional stand



#### FEATURES - XIT PLUS

- Quiet operation
- Keypad control panel with touch button controls and service due indicator
- Audible electronic low airflow alarm
- Safe-change pre-filter can be bagged under negative pressure
- Lockable front access doors
- Fan is pre-set between 0.3 and 0.5m/s depending on the application
- Suited for weighing with an Analytical Balance to 4 decimal places\*

Model	External dims mm (WxDxH)	Internal dims mm (WxDxH)	Sound levels	Face Air Velocity	Access Aperture mm
XIT PLUS 804	820 x 570 x 1145	770 x 510 x 810	<50dBA	0.3m/s – 0.5 m/s	600 x 285
XIT PLUS 1004	1020 x 570 x 1145	970 x 510 x 810	<50dBA	0.3m/s – 0.5 m/s	600 x 285
XIT PLUS 1204	1220 x 570 x 1145	1170 x 510 x 810	<50dBA	0.3m/s – 0.5 m/s	600 x 285
XIT PLUS 1504	1520 x 570 x 1145	1470 x 510 x 810	<50dBA	0.3m/s – 0.5 m/s	600 x 285

Cabinets available for power supply: 230VAC, 50Hz, 3Amp, 1Ø and 110VAC, 60Hz, 3Amp, 1Ø.  
Filtration in this cabinet: Pre-filter and HEPA filter

\* When used on a suitable work surface.

## EXCEL PLUS WEIGHING STATIONS

### Recirculatory filtration or for ducted installation.

Excel Plus cabinets incorporate aerofoil technology and graded rear back baffle to ensure reduced turbulence and precise control of horizontal air flow across the entire width of the working access.

Acrylic construction and angled clear front windows enable excellent vision of enclosed manipulations and comfort during use. Black base tray is manufactured from HPL.



- Fan is pre-set between 0.3 and 0.5m/s depending on the application (recirculatory model only)
- Safe-change pre-filter can be bagged under negative pressure (recirculatory model only)
- 175mm height front access across full cabinet width (240mm on ducted model)

**Optional extra:** LED - low energy lighting. Hour Counter. Carbon filtration for chemical fumes. Ionising bars. ULPA Filtration upgrade. Support stand. Spigot (200mm) for connection to house ducting (ducted model only).

### SIZES AND TECHNICAL INFORMATION - FILTRATION CABINET

Model	External dims mm (WxDxH)	Internal dims mm (WxDxH)	Sound levels	Face Air Velocity	Access Aperture mm
XIT PLUS 804	820 x 725 x 1167	770 x 605 x 790	<50dBA	0.3m/s – 0.5 m/s	600 x 175
XIT PLUS 1004	1020 x 725 x 1167	970 x 605 x 790	<50dBA	0.3m/s – 0.5 m/s	890 x 175
XIT PLUS 1206	1220 x 725 x 1167	1170 x 605 x 790	<50dBA	0.3m/s – 0.5 m/s	1090 x 175
XIT PLUS 1506	1520 x 725 x 1167	1470 x 605 x 790	<50dBA	0.3m/s – 0.5 m/s	1390 x 175


Cabinets available for power supply: 230VAC, 50Hz, 3Amp, 1Ø and 110VAC, 60Hz, 3Amp, 1Ø. Filtration in this cabinet: Pre-filter and particulate filter (HEPA or ULPA).

### SIZES AND TECHNICAL INFORMATION - DUCTED CABINET


Model	External dims mm (WxDxH)	Internal dims mm (WxDxH)	Face Air Velocity	Access Aperture mm
EXCEL PLUS 800	800 x 740 x 912	772 x 605 x 885	installation dependent	694 x 240
EXCEL PLUS 1000	1000 x 740 x 912	972 x 605 x 885	installation dependent	894 x 240
EXCEL PLUS 1200	1200 x 740 x 912	1172 x 605 x 885	installation dependent	1094 x 240
EXCEL PLUS 1500	1500 x 740 x 912	1472 x 605 x 885	installation dependent	1394 x 240

### FEATURES


- Gentle non-turbulent flow prevents balance fluctuation and cabinet dead spots
- Suited to weighing with a Micro Balance to 6 decimal places\*
- Keypad control panel with touch button controls and service due indicator
- Audible electronic low airflow alarm
- Lockable front access doors



Ionising bars eliminate dust attraction and control the static environment.



Air flow pattern over and under aerofoils.



Excel Plus Ducted - for installation into existing ducting

## OPTIONAL SUPPORT STAND



A static, open-frame, supporting bench with foot rest bar (height to work surface 860mm).

Available for 800/1000 and 1200 mm cabinets;  
a variable height supporting bench – electrically adjustable.

## EXCEL PLUS SAFECHANGE



Excel Plus Workstations are used for the most demanding powder handling applications, such as high accuracy weighing, processing of pellets, capsules and tablets or for dispensing of potentially toxic powdered substances.

The Safechange cabinet in the Excel Plus range has been designed to provide the safest possible operation for both the user and maintenance staff.

### ► TRUE SAFECHANGE TECHNOLOGY FEATURE

Cabinet incorporates a 'True Safechange' mechanism that enables the safe removal of HEPA particulate filters. Replacement is performed under negative pressure with the cabinet running. This is an alternative to a bag-in/bag-out system.



Door open stay



Waste bag port

### ► SPECIALIST APPLICATION AND CUSTOM BUILT WEIGHING STATIONS

Please tell us of your specific needs and our design team will offer a custom enclosure solution or bespoke finishing of a standard cabinet.

### FILTRATION USED IN BCEE ENCLOSURES

**Pre-filtration** eliminates particles at 5.0µm or larger to an efficiency of 92% as defined in BS EN ISO 779.

**HEPA filtration** (H14 Standard) eliminates particles 0.3µm or larger to an efficiency of 99.995% as defined in EN 1822.

**ULPA** (H16 Standard) is available as optional upgrade (on certain models) and has an efficiency of 99.999% for particle sizes of 0.1 – 0.3µm MPPS (Most Penetrating Particle Size) as defined in EN 1822.

### ► QUALITY ASSURED



Bigneat is accredited to  
BS EN ISO 9001: 2008



Bigneat systems  
are CE marked

Bigneat manufactures from UL approved components

COMPREHENSIVE WARRANTY NOW UP TO 7 YEARS